



Quinton
Church Primary School

Collective Worship Policy

Date	July 2025
Date for review	July 2028

Our Christian Vision at Quinton Church Primary School

This policy is embedded in our school's vision that in an inclusive community of love, we are working to ensure that we are all **flourishing together**.

At Quinton, we believe that to **Flourish** is to become the best version of ourselves in body, mind and spirit. It means being loved and recognised for who we are, uniquely made in the image of God.

John 10:10: I came so they can have real and eternal life, more and better life than they ever dreamed of.

Psalms 139:13-14: You created the deepest parts of my being. You put me together inside my mother's body. How you made me is amazing and wonderful. I praise you for that. What you have done is wonderful.

Together emphasises the strength, possibilities and encouragement that can be found in community, teamwork and family. It highlights how everyone has a part to play and brings value and worth to our collective endeavours. Togetherness shines a light on our desire to be a community that is inclusive of everyone, whatever the challenges, so that all can flourish.

Psalms 133:1: How good and pleasant it is when God's people live together in peace!

1 John 4:19: We love because he first loved us.

Micah 6:8: The Lord has shown you what is good. He has told you what he requires of you. You must act with justice. You must love to show mercy. And you must be humble as you live in the sight of your God.

Our vision is linked to two important theological concepts from the Bible: **Creation** and **Love**.

The Bible teaches us that out of love, God's plan was for all creation to flourish, including human beings. Therefore, our school vision is for everyone to be loved, valued, celebrated, and represented. At Quinton, we are ambitious for everyone; no exceptions!

1 John 4: 8 says 'God is love'. In our school we want to share this love together.

We all aim to show love by being kind and compassionate, even when we disagree with one another.

Love will flow through our school as we strengthen a sense of togetherness that does not keep records of past hurts but grows through things that connect us.

We hope that members of our school learn to love in generous ways, that leaves no one out. Our community will speak up for and reach out to those who don't have what they need.

In our inclusive community, we are working to ensure that we are all:

'Flourishing together'

Flourishing together

Introduction

Our policy for collective worship is set in the context of and gives life to our Christian vision and values. It mirrors the Church of England Education Office guidance for collective worship: *[Inclusive, invitational, inspiring 2021](#)*.

It is helpful for the daily gathering for the act of worship to be called **collective worship** (rather than assembly) when referred to in school because collective worship and assembly are two distinct activities - although they may take place as part of the same gathering, the difference between the two should be clear. An assembly is a time for notices, when visitors come in to give a talk or presentation (e.g. charities, an author for book week etc.) or when pupils present their curriculum work to the rest of the school. This is very different to the structure and atmosphere required for acts of worship.

The Law

By law, collective worship:

- must be provided for every registered child every day (whether this be as a whole school, or in their own class)
- must be in accordance with the tenets of its foundation and consistent with the denomination or religious tradition of the school in schools with a religious character

Collective Worship and the Church of England

‘Church of England schools are committed to offering high quality collective worship. They are places that recognise and value collective worship as central to fostering a sense of community and to expressing the school’s Christian vision. In practice this means that structure, planning, evaluation, participation, collaboration, and inspection of worship are all taken seriously by the school and by diocese. We strive to ensure that collective worship remains the relevant and essential component of an education that enables all pupils to flourish and to ‘live life in all its fullness’ John 10:10. Collective worship is seen as more than a daily ‘awe and wonder’ moment. It is the unique heartbeat of the school and is offered as part of a wider opportunity for pupils and adults to encounter faith by engaging in conversations about God, both as individuals and together.

We aim for collective worship to be truly welcoming, inclusive and exemplifying the principles of Christian hospitality. This is an approach that seeks to meet the needs of all, wherever they may be on their journey of faith and belief.’

Inclusive, invitational, inspiring - The Church of England Education 2021

Right to Withdraw

We acknowledge that there will always be those who are uncomfortable to enter through this open door of worship in our schools. The Church of England recognises the right of withdrawal from collective worship for those parents or pupils who wish to exercise this option. Parents wishing to exercise their right to withdraw should contact the headteacher to discuss this.

Aims and Objectives

Collective worship in our school will:

- Explore our Christian vision and how that underpins shared values and virtues. In doing so, it will reflect on our core Christian values and contribute to spiritual and academic flourishing.
- Help pupils and adults to appreciate the relevance of faith in today’s world by encountering the teachings of Jesus and the Bible and developing understanding of the Christian belief in the trinitarian nature of God.
- Offer the opportunity, without compulsion, to all pupils and adults to grow spiritually through experiences of prayer, stillness, worship and reflection.

- Enable all pupils and adults to appreciate that Christians worship in different ways, for example using music, silence, story, prayer, reflection, as well as through the varied liturgical and other traditions of Anglican worship, festivals and, where appropriate, the Eucharist.
- Enable pupils to develop skills through engaging in the planning, leading and evaluation of collective worship in ways that lead to improving practice.

Provision

The rhythm of daily worship in our school allows pupils and adults to step away from the rigour of the classroom, creating a space for an encounter with faith in God. Collective worship is key to fostering a sense of fellowship and cohesion within our school community. Whether in times of crisis or celebration, this time set aside in the school day provides staff and pupils with the opportunity to gather and support one another as a community.

Throughout the year, we meet to celebrate and mark seasons in the Church calendar, such as Lent and Advent. Other important events in the school year, such as the start and end of the academic year, are marked with special services, often in church.

Pupils and adults will encounter the practice of regular prayer and worship as a normal part of the life of the school. These activities help provide a rhythm and stillness as a pattern of community life. Worship in our school will follow a recognisable structure that will help focus worship on important themes. We use a welcome liturgy followed by a consideration of a Bible passage or story that we can then reflect on through discussion, prayer, silent reflection or music.

Collective Worship at Quinton Church Primary School follows the model of **‘gather, engage, respond, send’** recommended by the Church of England and reflects the worship of an Anglican church service.

- Gather
 - “Gathering” looks at how you open worship and how you “set the mood” for what is to follow, this will involve a liturgical greeting.
- Engage
 - “Engaging” is the bulk of any act of collective worship as it is the point at which the main message is shared.
- Respond
 - “Responding” relates directly to the ‘Engage’ which precedes it - it should be a response to the story, the scripture, the reflection etc. In collective worship, the responding normally takes the form of singing and / or praying / reflecting.
- Send
 - “Sending” is the completion of the worship, this will involve a sending liturgy.

Our Weekly Pattern for Collective Worship

Monday	Whole school collective worship led by a member of the Senior Leadership Team (SLT) – exploring a particular Christian value through either a Bible story or a piece of scripture
Tuesday	Whole school collective worship led by a member of our clergy – exploring the same Christian value through a different Bible story or piece of scripture
Wednesday	<i>Alternates on a weekly basis, so either:</i> Whole school singing worship led by the music lead or other teachers <i>Or</i> Whole school collective worship led by the collective worship lead (with the support of the GLOW Group where applicable) - exploring the same Christian value through a different Bible story or piece of scripture
Thursday	Class reflection led by the child's class teacher – completing a task set in the Monday's collective worship which further explores the value/story/scripture for the week
Friday	Whole school collective worship led by the headteacher – celebrating this week's achievements through the giving out of certificates

Further information regarding the structure of each day of collective worship can be found in the appendices.

Developing Staff Expertise and Knowledge

Within the context of our resources, we work to build up the expertise of staff, pupils, clergy, and other adults in facilitating collective worship in our school. We strive to ensure that:

- Worship leaders, including clergy, have access to regular training, primarily through the diocesan education team.
- Pupil worship leaders (GLOW Group) are supported, encouraged, and resourced to contribute to meaningful acts of worship.
- Worship leaders, including clergy, have access to high quality and current resources.
- Those from outside agencies and church groups invited into the school to facilitate are properly briefed about the school, its pupil context and the school's vision.

Monitoring and Evaluation

- The governing body/academy board ensures monitoring of the impact of worship; this monitoring includes and meaningfully involves pupil voice.
- There is a named member of staff responsible for collective worship who ensures that appropriate policy and practice are in place and publicly available. This is Mrs Lauren Hyde.




Appendices

Model Structures for Each Day of Collective Worship





Monday / Tuesday / Wednesday – Whole School Collective Worship

 <p>Arriving Creating the Atmosphere</p>	<p>Music playing as children arrive – this may be instrumental worship music, or a song from a recent singing worship session</p>
 <p>Gather</p>	<p>Say opening liturgy, such as: The Lord be with you. (school to respond with coloured words) And also with you</p> <p>We are gathered in the name of God the Father, God the Son and God the Holy Spirit to worship together and think about our value of _____</p> <p>GLOW rep(s) to lay the table with the correct liturgical colour cloth, a Bible, a cross and light/turn on a candle whilst saying the words:</p> <p>We open the Bible as we think about God the Father We place the cross as we think about God the Son We light the candle as we think about God the Holy Spirit</p>
 <p>Engage</p>	<p>Telling the story / unpicking the meaning behind the scripture</p>
 <p>Respond</p>	<p>Song and/or prayer linked to the story/scripture</p> <p><i>*If Monday assembly = set the task for this week's class reflection*</i></p>
 <p>Send Maintaining the Atmosphere</p>	<p>Clear ending to the collective worship by closing the Bible, laying down the cross and extinguishing the candle.</p> <p>Say sending liturgy (school to respond with coloured words) Go in peace to love and serve the Lord. In the name of Christ Amen</p> <p>Leave a reflection point or thinking time question on the screen whilst the same piece of calming worship music from the start of the collective worship plays as children leave</p>

Singing Worship

 Arriving Creating the Atmosphere	Music playing as children arrive – this may be instrumental worship music, or a song from a recent singing worship session
 Gather	<p style="text-align: center;">Say opening liturgy (school to respond with coloured words) The Lord is with us Let us praise his name together</p> <p style="text-align: center;">We are gathered in the name of God the Father, God the Son and God the Holy Spirit to worship and sing together.</p> <p style="text-align: center;">GLOW rep(s) to lay the table with the correct liturgical colour cloth, a Bible, a cross and light/turn on a candle whilst saying the words: (class to respond with coloured words)</p> <p style="text-align: center;">We open the Bible as we think about God the Father We place the cross as we think about God the Son We light the candle as we think about God the Holy Spirit</p>
 Engage	Worship song(s)
 Respond	Prayer or a guided reflective focus on key lyric(s) from the worship song
 Send Maintaining the Atmosphere	<p style="text-align: center;">Clear ending to the collective worship by closing the Bible, laying down the cross and extinguishing the candle.</p> <p style="text-align: center;">Say sending liturgy (school to respond with coloured words) Go in the peace of Christ. Alleluia, alleluia Thanks be to God. Alleluia, alleluia.</p> <p style="text-align: center;">Have the same piece of calming worship music from the start of the collective worship playing as children leave</p>






Thursday - Class Reflection

 Gather	<p style="text-align: center;">Say opening liturgy (class to respond with coloured words) The Lord be with you. And also with you</p> <p>We are gathered in the name of God the Father, God the Son and God the Holy Spirit to worship together and think about our value of _____</p> <p>GLOW rep(s) or 3 volunteer pupils to prepare a space at the front of the classroom, turning on 3 lights to represent the Holy Trinity whilst saying the following liturgy:</p> <p style="text-align: center;">I will light a light In the name of the Maker Who lit the world And breathed life into me</p> <p style="text-align: center;">I will light a light In the name of the Son Who loved the world With stretched out hands</p> <p style="text-align: center;">I will light a light In the name of the Spirit Who encircles the world Inspiring love and inclusion for everyone</p>
 Engage	<p style="text-align: center;">Recapping the story/message from Monday's collective worship</p> <p style="text-align: center;">Completing the activity set in Monday's collective worship</p>
 Respond	<p>Song and/or prayer linked to the story/scripture</p>
 Send	<p style="text-align: center;">Clear ending to the collective worship by closing the Bible, laying down the cross and extinguishing the candle.</p> <p style="text-align: center;">Say sending liturgy (school to respond with coloured words) Go in peace to love and serve the Lord. In the name of Christ Amen</p>

Additional Class Reflection Sessions

Occasionally, there are instances where a week will contain multiple Class Reflection sessions (for instance, due to staff absence). When this occurs, in the additional session(s), classes will explore a 'big question' linked to our whole school spirituality document – this can be found on our [school website](#). Class Reflection will still follow the above structure, the 'Engage' segment will focus on the 'big question' (e.g. What makes me happy?) and the children will be invited to share their responses in different, age-appropriate ways. This may be through drawing, writing their responses on the interactive whiteboard, writing their responses on a sticky note to add to a class display or on an image linked to the question.

Friday – Praise

 <p>Arriving Creating the Atmosphere</p>	<p>Music playing as children arrive – this may be instrumental worship music, or a song from a recent singing worship session</p>
 <p>Gather</p>	<p>Say opening liturgy (school to respond with coloured words) The Lord be with you. And also with you</p> <p>We are gathered in the name of God the Father, God the Son and God the Holy Spirit to worship together and celebrate this week’s achievements.</p> <p>GLOW rep(s) to lay the table with the correct liturgical colour cloth, a Bible, a cross and light/turn on a candle whilst saying the words: (school to respond with coloured words)</p> <p>We open the Bible as we think about God the Father We place the cross as we think about God the Son We light the candle as we think about God the Holy Spirit</p>
 <p>Engage</p>	<p>Certificates</p>
 <p>Respond</p>	<p>Praise prayer</p>
 <p>Send Maintaining the Atmosphere</p>	<p>Clear ending to the collective worship by closing the Bible, laying down the cross and extinguishing the candle.</p> <p>Say sending liturgy (school to respond with coloured words) Go in peace to love and serve the Lord. In the name of Christ Amen</p> <p>Have the same piece of calming worship music from the start of the collective worship playing as children leave</p>